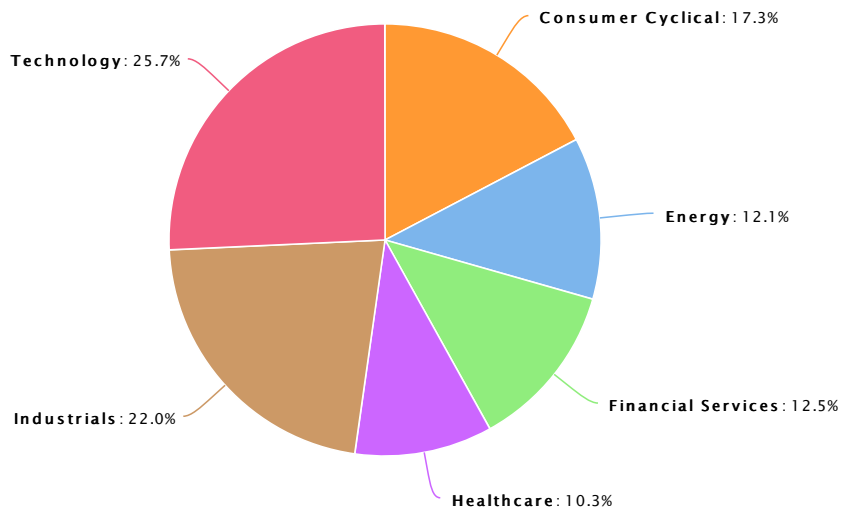


Sector & Industry Diversification Report

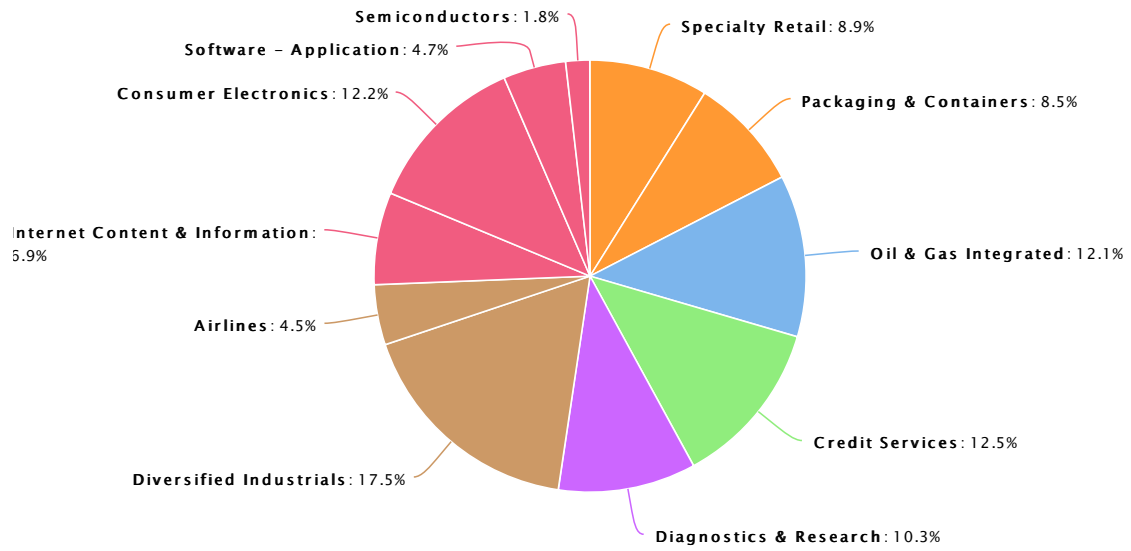
Study data

Sector	Industry	Security	Market Value (Security)	% of Portfolio (Security)	% of Portfolio (Industry)	% of Portfolio (Sector)
Consumer Cyclical						17.3%
	<i>Specialty Retail</i>				8.9%	
		O'Reilly Automotive	\$12,375.55	8.9%		
	<i>Packaging & Containers</i>				8.5%	
		Packaging Corp of Am	\$11,795.20	8.5%		
Energy						12.1%
	<i>Oil & Gas Integrated</i>				12.1%	
		Exxon Mobil	\$16,887.13	12.1%		
Financial Services						12.5%
	<i>Credit Services</i>				12.5%	
		Visa	\$17,505.13	12.5%		
Healthcare						10.3%
	<i>Diagnostics & Research</i>				10.3%	
		Laboratory Corp	\$14,445.00	10.3%		
Industrials						22.0%
	<i>Diversified Industrials</i>				17.5%	
		3M	\$24,491.38	17.5%		
	<i>Airlines</i>				4.5%	
		Southwest Airlines	\$6,226.24	4.5%		
Technology						25.7%
	<i>Internet Content & Information</i>				6.9%	
		Alphabet	\$9,689.90	6.9%		
	<i>Consumer Electronics</i>				12.2%	
		Apple	\$17,020.55	12.2%		
	<i>Software - Application</i>				4.7%	
		Open Text	\$6,558.38	4.7%		
	<i>Semiconductors</i>				1.8%	
		Skyworks Solutions	\$2,575.08	1.8%		
Total			\$139,569.54			100.0%

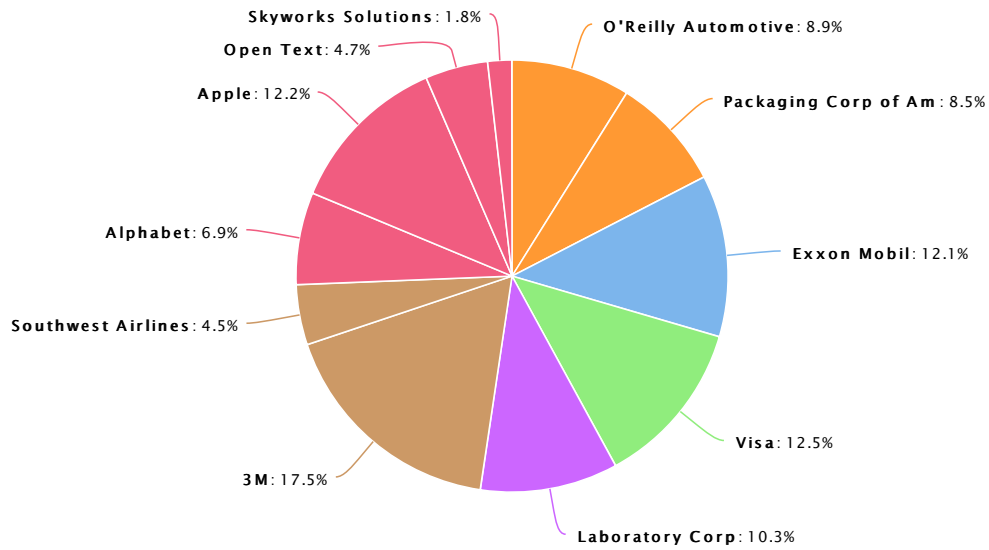
Sectors



Industries



Companies



Sectors not represented

- Basic Materials
- Communication Services
- Consumer Defensive
- Real Estate
- Utilities

Company Size Diversification Report

Study data

Size	Security	Last FY Sales (Millions)	Market Value (Security)	% of Portfolio (Security)	% of Portfolio (Size)
Small					0%
Medium					34.2%
	Laboratory Corp	9,641.80	\$14,445.00	10.3%	
	O'Reilly Automotive	8,593.10	\$12,375.55	8.9%	
	Open Text	1,824.23	\$6,558.38	4.7%	
	Packaging Corp of Am	5,779.00	\$11,795.20	8.5%	
	Skyworks Solutions	3,289.00	\$2,575.08	1.8%	
Large					65.8%
	3M	30,109.00	\$24,491.38	17.5%	
	Alphabet	90,272.00	\$9,689.90	6.9%	
	Apple	215,639.00	\$17,020.55	12.2%	
	Exxon Mobil	226,094.00	\$16,887.13	12.1%	
	Southwest Airlines	20,425.00	\$6,226.24	4.5%	
	Visa	15,082.00	\$17,505.13	12.5%	
Total			\$139,569.54	100.0%	100.0%

Company Size Diversification Chart

