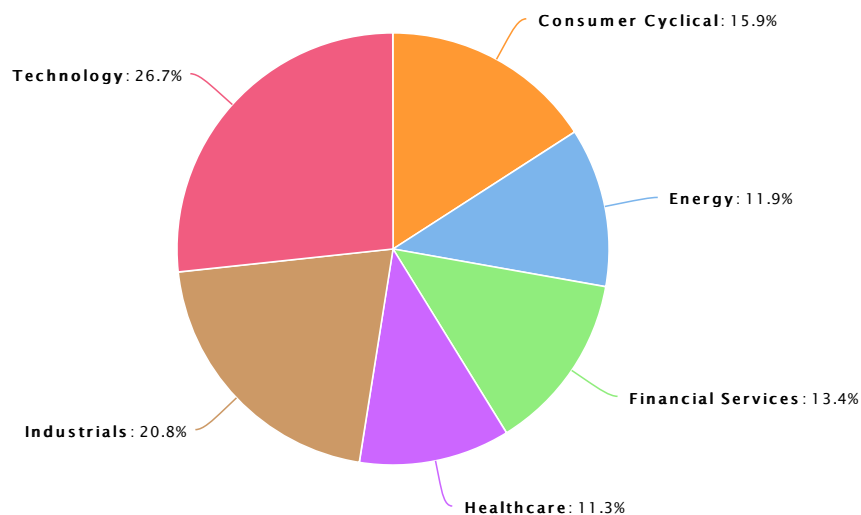


Sector & Industry Diversification Report

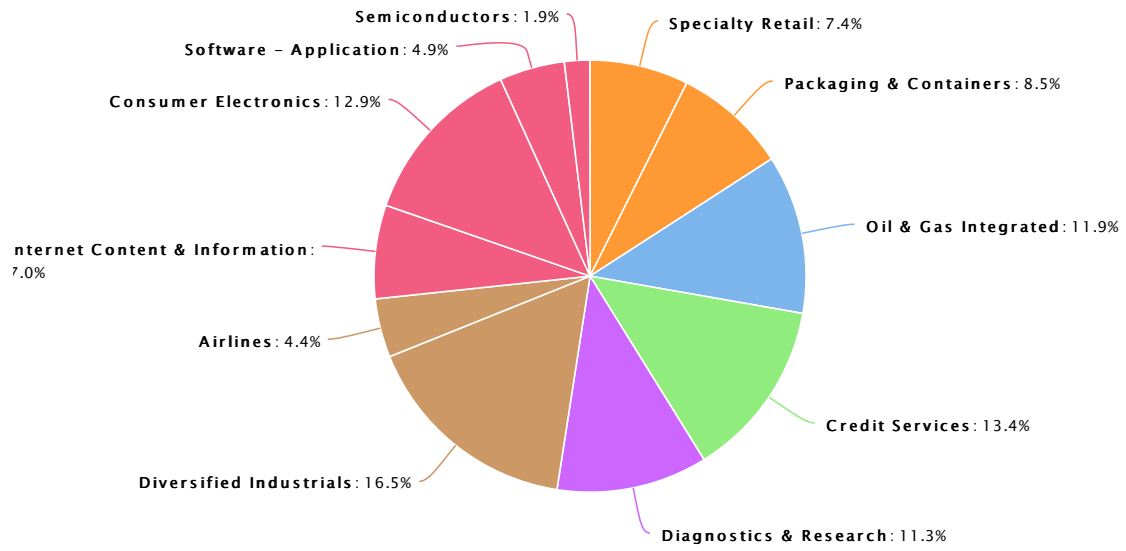
Study data

Sector	Industry	Security	Market Value (Security)	% of Portfolio (Security)	% of Portfolio (Industry)	% of Portfolio (Sector)
Consumer Cyclical						15.9%
	<i>Specialty Retail</i>				7.4%	
		O'Reilly Automotive	\$10,276.75	7.4%		
	<i>Packaging & Containers</i>				8.5%	
		Packaging Corp of Am	\$11,869.53	8.5%		
Energy						11.9%
	<i>Oil & Gas Integrated</i>				11.9%	
		Exxon Mobil	\$16,468.59	11.9%		
Financial Services						13.4%
	<i>Credit Services</i>				13.4%	
		Visa	\$18,545.65	13.4%		
Healthcare						11.3%
	<i>Diagnostics & Research</i>				11.3%	
		Laboratory Corp	\$15,693.00	11.3%		
Industrials						20.8%
	<i>Diversified Industrials</i>				16.5%	
		3M	\$22,887.78	16.5%		
	<i>Airlines</i>				4.4%	
		Southwest Airlines	\$6,070.40	4.4%		
Technology						26.7%
	<i>Internet Content & Information</i>				7.0%	
		Alphabet	\$9,690.30	7.0%		
	<i>Consumer Electronics</i>				12.9%	
		Apple	\$17,927.86	12.9%		
	<i>Software - Application</i>				4.9%	
		Open Text	\$6,786.36	4.9%		
	<i>Semiconductors</i>				1.9%	
		Skyworks Solutions	\$2,690.92	1.9%		
Total			\$138,907.14			100.0%

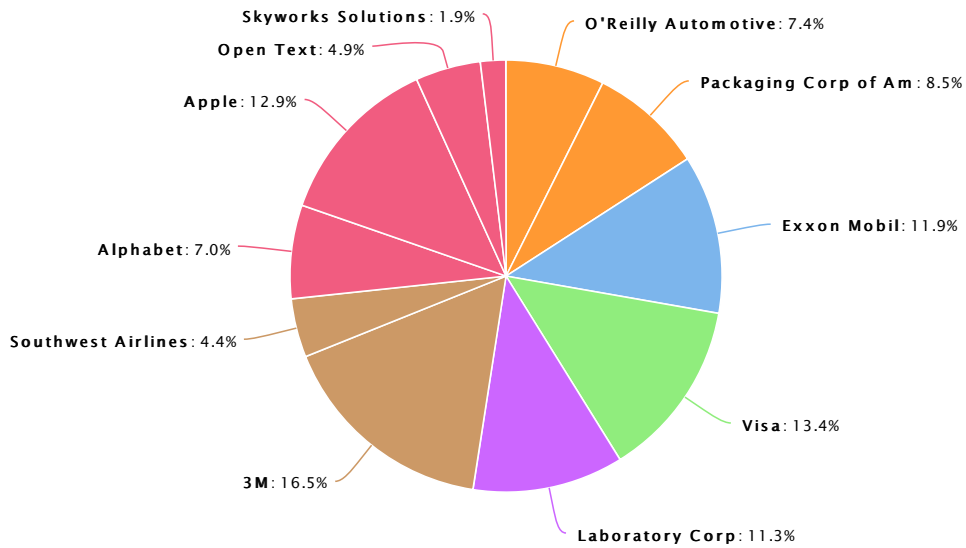
Sectors



Industries



Companies



Sectors not represented

- Basic Materials
- Communication Services
- Consumer Defensive
- Real Estate
- Utilities

Company Size Diversification Report

Study data

Size	Security	Last FY Sales (Millions)	Market Value (Security)	% of Portfolio (Security)	% of Portfolio (Size)
Small					0%
Medium					34.1%
	Laboratory Corp	9,641.80	\$15,693.00	11.3%	
	O'Reilly Automotive	8,593.10	\$10,276.75	7.4%	
	Open Text	1,824.23	\$6,786.36	4.9%	
	Packaging Corp of Am	5,779.00	\$11,869.53	8.5%	
	Skyworks Solutions	3,289.00	\$2,690.92	1.9%	
Large					65.9%
	3M	30,109.00	\$22,887.78	16.5%	
	Alphabet	90,272.00	\$9,690.30	7.0%	
	Apple	215,639.00	\$17,927.86	12.9%	
	Exxon Mobil	226,094.00	\$16,468.59	11.9%	
	Southwest Airlines	20,425.00	\$6,070.40	4.4%	
	Visa	15,082.00	\$18,545.65	13.4%	
Total			\$138,907.14	100.0%	100.0%

Company Size Diversification Chart

