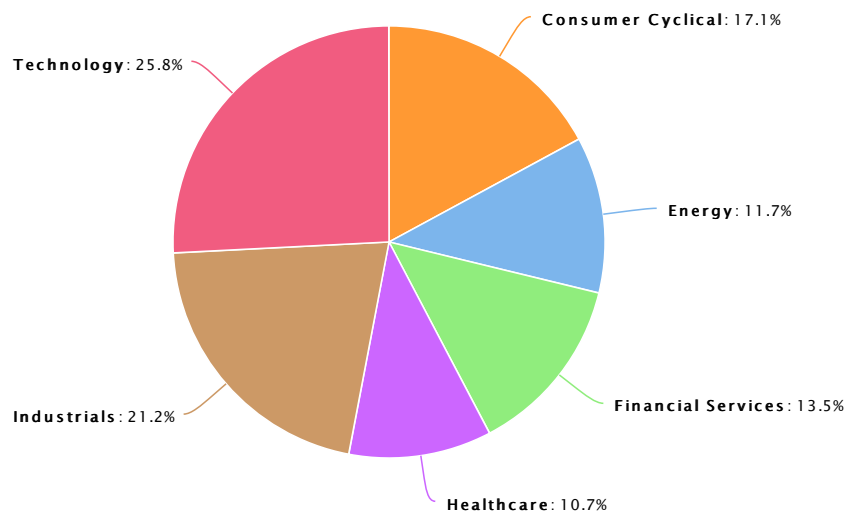


## Sector &amp; Industry Diversification Report

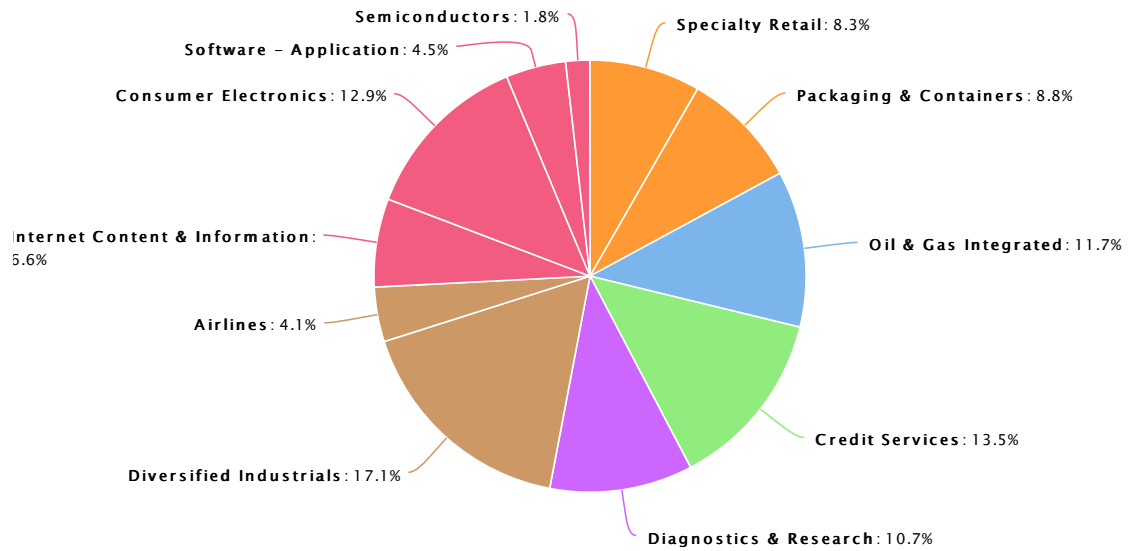
Study data

| Sector                    | Industry                                  | Security             | Market Value<br>(Security) | % of Portfolio<br>(Security) | % of Portfolio<br>(Industry) | % of Portfolio<br>(Sector) |
|---------------------------|---|----------------------|----------------------------|------------------------------|------------------------------|----------------------------|
| <b>Consumer Cyclical</b>  |   |                      |                            |                              |                              | <b>17.1%</b>               |
|                           | <i>Specialty Retail</i>                   |                      |                            |                              | <b>8.3%</b>                  |                            |
|                           |   | O'Reilly Automotive  | \$11,712.25                | 8.3%                         |                              |                            |
|                           | <i>Packaging &amp; Containers</i>         |                      |                            |                              | <b>8.8%</b>                  |                            |
|                           |   | Packaging Corp of Am | \$12,497.01                | 8.8%                         |                              |                            |
| <b>Energy</b>             |   |                      |                            |                              |                              | <b>11.7%</b>               |
|                           | <i>Oil &amp; Gas Integrated</i>           |                      |                            |                              | <b>11.7%</b>                 |                            |
|                           |   | Exxon Mobil          | \$16,595.80                | 11.7%                        |                              |                            |
| <b>Financial Services</b> |   |                      |                            |                              |                              | <b>13.5%</b>               |
|                           | <i>Credit Services</i>                    |                      |                            |                              | <b>13.5%</b>                 |                            |
|                           |   | Visa                 | \$19,092.80                | 13.5%                        |                              |                            |
| <b>Healthcare</b>         |   |                      |                            |                              |                              | <b>10.7%</b>               |
|                           | <i>Diagnostics &amp; Research</i>         |                      |                            |                              | <b>10.7%</b>                 |                            |
|                           |   | Laboratory Corp      | \$15,082.00                | 10.7%                        |                              |                            |
| <b>Industrials</b>        |   |                      |                            |                              |                              | <b>21.2%</b>               |
|                           | <i>Diversified Industrials</i>            |                      |                            |                              | <b>17.1%</b>                 |                            |
|                           |   | 3M                   | \$24,223.92                | 17.1%                        |                              |                            |
|                           | <i>Airlines</i>                           |                      |                            |                              | <b>4.1%</b>                  |                            |
|                           |   | Southwest Airlines   | \$5,750.47                 | 4.1%                         |                              |                            |
| <b>Technology</b>         |   |                      |                            |                              |                              | <b>25.8%</b>               |
|                           | <i>Internet Content &amp; Information</i> |                      |                            |                              | <b>6.6%</b>                  |                            |
|                           |   | Alphabet             | \$9,374.30                 | 6.6%                         |                              |                            |
|                           | <i>Consumer Electronics</i>               |                      |                            |                              | <b>12.9%</b>                 |                            |
|                           |   | Apple                | \$18,288.90                | 12.9%                        |                              |                            |
|                           | <i>Software - Application</i>             |                      |                            |                              | <b>4.5%</b>                  |                            |
|                           |   | Open Text            | \$6,397.58                 | 4.5%                         |                              |                            |
|                           | <i>Semiconductors</i>                     |                      |                            |                              | <b>1.8%</b>                  |                            |
|                           |   | Skyworks Solutions   | \$2,512.86                 | 1.8%                         |                              |                            |
| <b>Total</b>              |   |                      | <b>\$141,527.88</b>        |                              |                              | <b>100.0%</b>              |

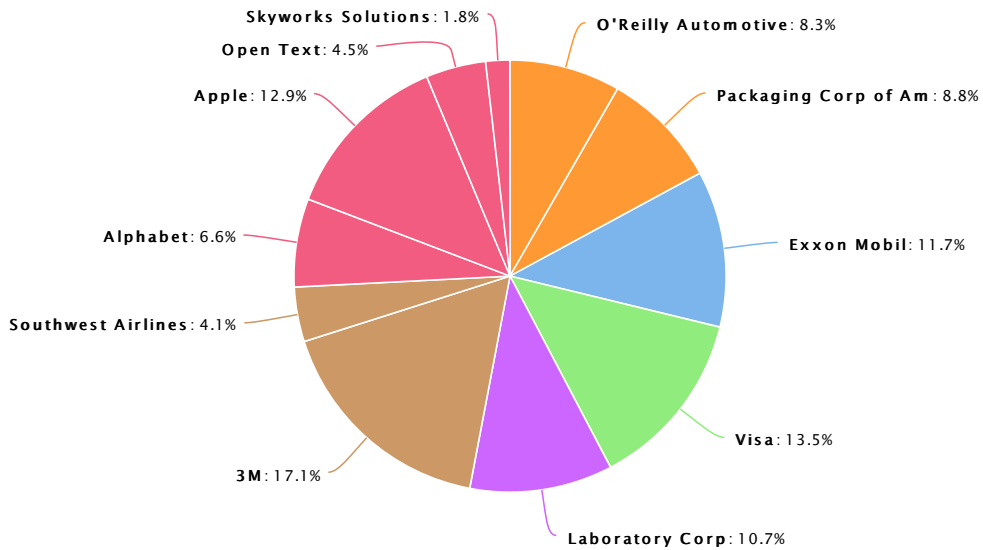
Sectors



### Industries



### Companies



### Sectors not represented

- Basic Materials
- Communication Services
- Consumer Defensive
- Real Estate
- Utilities

## Company Size Diversification Report

Study data

| Size          | Security             | Last FY Sales (Millions) | Market Value (Security) | % of Portfolio (Security) | % of Portfolio (Size) |
|---------------|----------------------|--------------------------|-------------------------|---------------------------|-----------------------|
| <b>Small</b>  |                      |                          |                         |                           | <b>0%</b>             |
| <b>Medium</b> |                      |                          |                         |                           | <b>34.1%</b>          |
|               | Laboratory Corp      | 9,641.80                 | \$15,082.00             | 10.7%                     |                       |
|               | O'Reilly Automotive  | 8,593.10                 | \$11,712.25             | 8.3%                      |                       |
|               | Open Text            | 2,291.06                 | \$6,397.58              | 4.5%                      |                       |
|               | Packaging Corp of Am | 5,779.00                 | \$12,497.01             | 8.8%                      |                       |
|               | Skyworks Solutions   | 3,289.00                 | \$2,512.86              | 1.8%                      |                       |
| <b>Large</b>  |                      |                          |                         |                           | <b>65.9%</b>          |
|               | 3M                   | 30,109.00                | \$24,223.92             | 17.1%                     |                       |
|               | Alphabet             | 90,272.00                | \$9,374.30              | 6.6%                      |                       |
|               | Apple                | 215,639.00               | \$18,288.90             | 12.9%                     |                       |
|               | Exxon Mobil          | 226,094.00               | \$16,595.80             | 11.7%                     |                       |
|               | Southwest Airlines   | 20,425.00                | \$5,750.47              | 4.1%                      |                       |
|               | Visa                 | 15,082.00                | \$19,092.80             | 13.5%                     |                       |
| <b>Total</b>  |                      |                          | <b>\$141,527.88</b>     | <b>100.0%</b>             | <b>100.0%</b>         |

Company Size Diversification Chart

