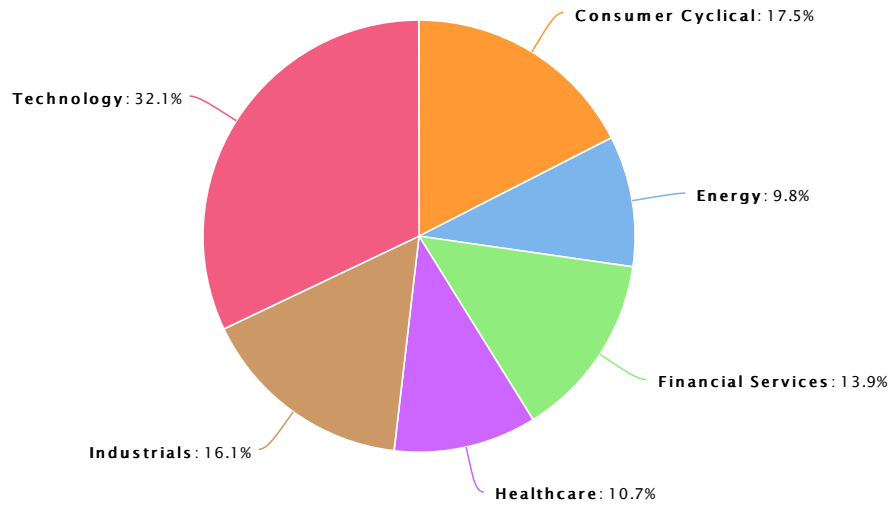


## Sector &amp; Industry Diversification Report

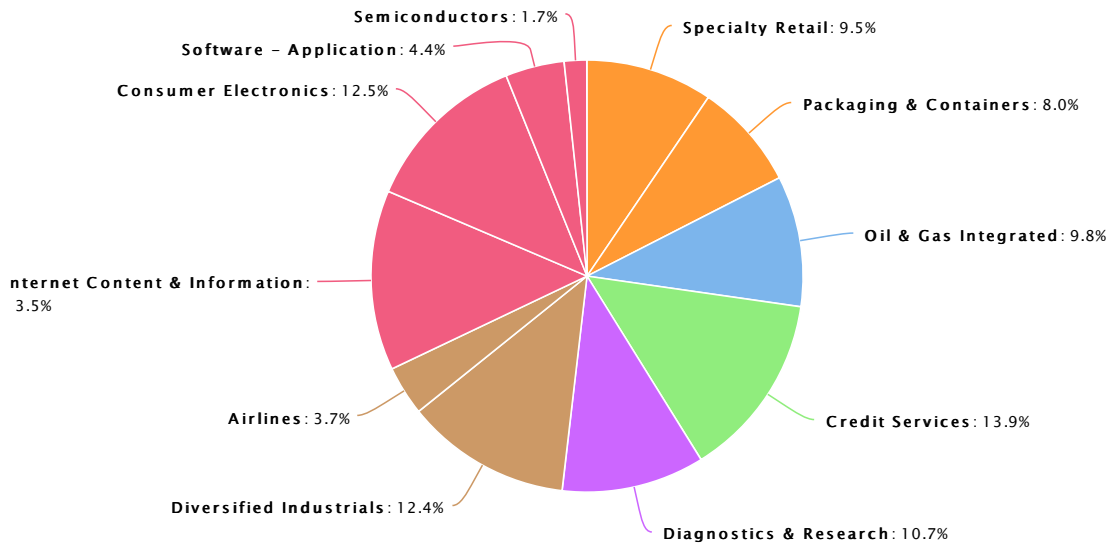
Study data

Sector	Industry	Security	Market Value (Security)	% of Portfolio (Security)	% of Portfolio (Industry)	% of Portfolio (Sector)
<b>Consumer Cyclical</b>						<b>17.5%</b>
	<i>Specialty Retail</i>				<b>9.5%</b>	
		Five Below	\$1,635.25	1.0%		
		O'Reilly Automotive	\$13,880.90	8.5%		
	<i>Packaging &amp; Containers</i>				<b>8.0%</b>	
		Packaging Corp of Am	\$13,134.03	8.0%		
<b>Energy</b>						<b>9.8%</b>
	<i>Oil &amp; Gas Integrated</i>				<b>9.8%</b>	
		Exxon Mobil	\$15,986.58	9.8%		
<b>Financial Services</b>						<b>13.9%</b>
	<i>Credit Services</i>				<b>13.9%</b>	
		Visa	\$22,705.21	13.9%		
<b>Healthcare</b>						<b>10.7%</b>
	<i>Diagnostics &amp; Research</i>				<b>10.7%</b>	
		Laboratory Corp	\$17,441.00	10.7%		
<b>Industrials</b>						<b>16.1%</b>
	<i>Diversified Industrials</i>				<b>12.4%</b>	
		3M	\$20,285.13	12.4%		
	<i>Airlines</i>				<b>3.7%</b>	
		Southwest Airlines	\$5,995.32	3.7%		
<b>Technology</b>						<b>32.1%</b>
	<i>Internet Content &amp; Information</i>				<b>13.5%</b>	
		Alphabet	\$11,054.37	6.8%		
		Alphabet	\$11,035.90	6.7%		
	<i>Consumer Electronics</i>				<b>12.5%</b>	
		Apple	\$20,523.36	12.5%		
	<i>Software - Application</i>				<b>4.4%</b>	
		Open Text	\$7,180.43	4.4%		
	<i>Semiconductors</i>				<b>1.7%</b>	
		Skyworks Solutions	\$2,725.27	1.7%		
		<b>Total</b>	<b>\$163,582.73</b>			<b>100.0%</b>

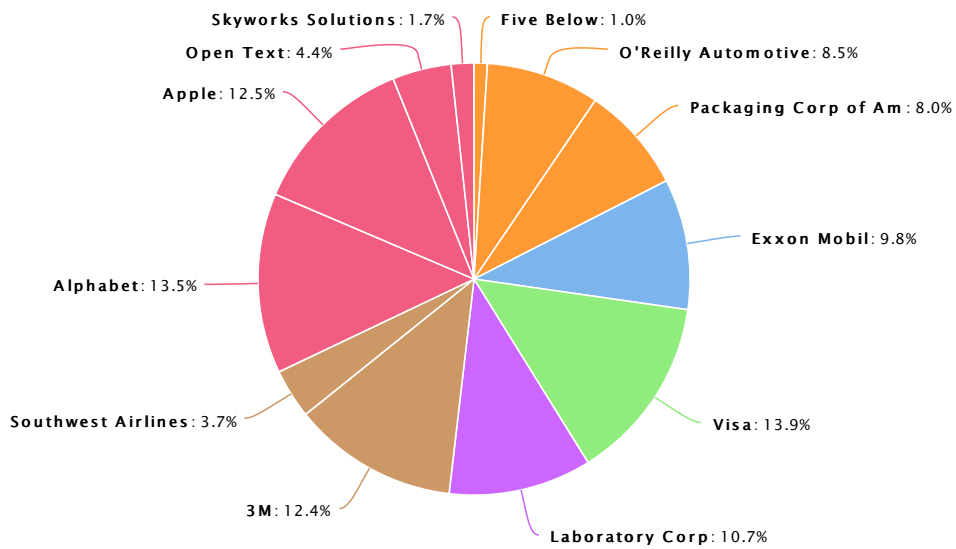
### Sectors



### Industries



### Companies



**Sectors not represented**

Basic Materials  
 Communication Services  
 Consumer Defensive  
 Real Estate  
 Utilities

**Company Size Diversification Report****Study data**

Size	Security	Last FY Sales (Millions)	Market Value (Security)	% of Portfolio (Security)	% of Portfolio (Size)
<b>Small</b>					<b>0%</b>
<b>Medium</b>					<b>23.6%</b>
	Five Below	1,000.41	\$1,635.25	1.0%	
	O'Reilly Automotive	8,977.73	\$13,880.90	8.5%	
	Open Text	2,291.06	\$7,180.43	4.4%	
	Packaging Corp of Am	6,444.90	\$13,134.03	8.0%	
	Skyworks Solutions	3,651.40	\$2,725.27	1.7%	
<b>Large</b>					<b>76.4%</b>
	3M	31,657.00	\$20,285.13	12.4%	
	Alphabet	110,855.00	\$11,054.37	6.8%	
	Alphabet	110,855.00	\$11,035.90	6.7%	
	Apple	229,234.00	\$20,523.36	12.5%	
	Exxon Mobil	226,094.00	\$15,986.58	9.8%	
	Laboratory Corp	10,441.40	\$17,441.00	10.7%	
	Southwest Airlines	21,171.00	\$5,995.32	3.7%	
	Visa	18,358.00	\$22,705.21	13.9%	
<b>Total</b>			<b>\$163,582.73</b>	<b>100.0%</b>	<b>100.0%</b>

## Company Size Diversification Chart

