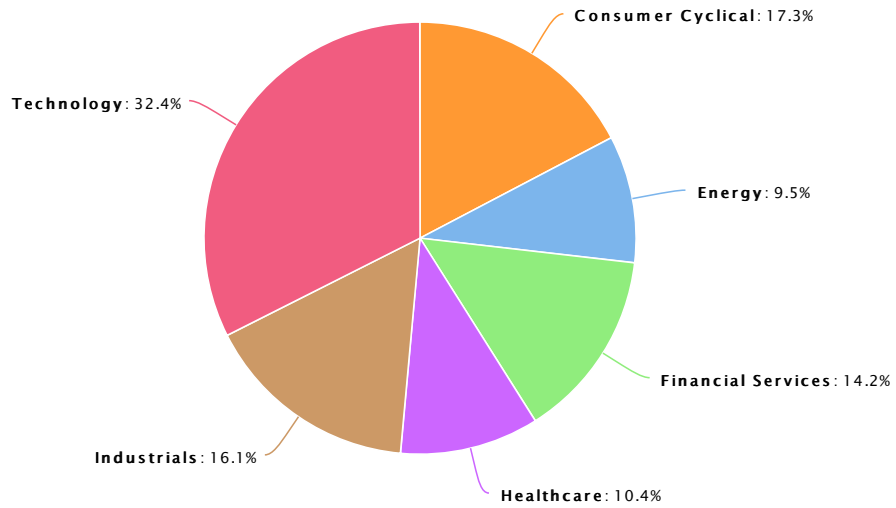


Sector & Industry Diversification Report

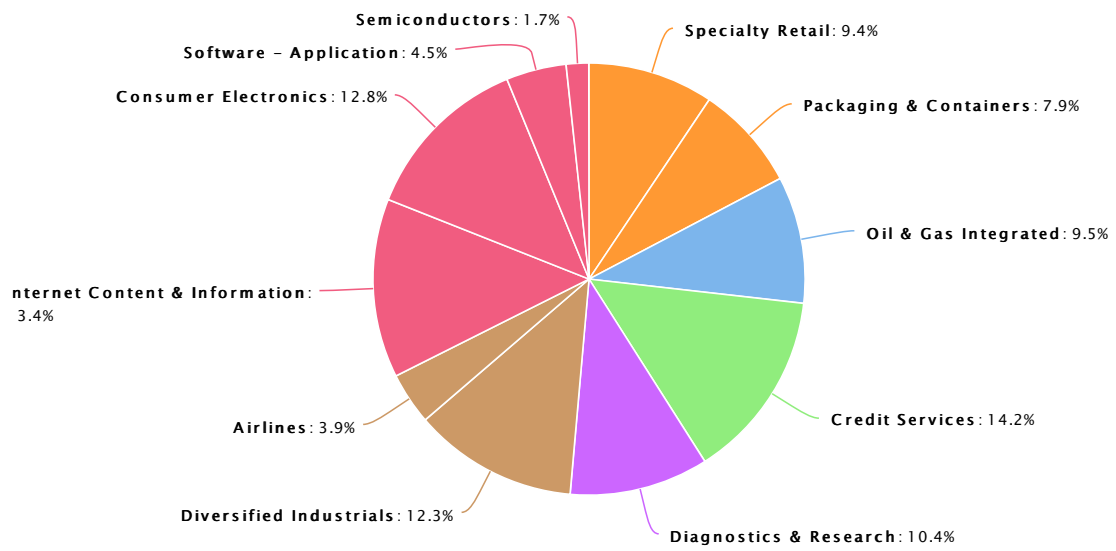
Study data

Sector	Industry	Security	Market Value (Security)	% of Portfolio (Security)	% of Portfolio (Industry)	% of Portfolio (Sector)
Consumer Cyclical						17.3%
	<i>Specialty Retail</i>				9.4%	
		Five Below	\$1,724.50	1.1%		
		O'Reilly Automotive	\$13,618.55	8.3%		
	<i>Packaging & Containers</i>				7.9%	
		Packaging Corp of Am	\$12,874.36	7.9%		
Energy						9.5%
	<i>Oil & Gas Integrated</i>				9.5%	
		Exxon Mobil	\$15,615.15	9.5%		
Financial Services						14.2%
	<i>Credit Services</i>				14.2%	
		Visa	\$23,285.85	14.2%		
Healthcare						10.4%
	<i>Diagnostics & Research</i>				10.4%	
		Laboratory Corp	\$17,050.00	10.4%		
Industrials						16.1%
	<i>Diversified Industrials</i>				12.3%	
		3M	\$20,059.04	12.3%		
	<i>Airlines</i>				3.9%	
		Southwest Airlines	\$6,302.72	3.9%		
Technology						32.4%
	<i>Internet Content & Information</i>				13.4%	
		Alphabet	\$11,006.74	6.7%		
		Alphabet	\$10,958.00	6.7%		
	<i>Consumer Electronics</i>				12.8%	
		Apple	\$20,928.21	12.8%		
	<i>Software - Application</i>				4.5%	
		Open Text	\$7,336.48	4.5%		
	<i>Semiconductors</i>				1.7%	
		Skyworks Solutions	\$2,793.39	1.7%		
		Total	\$163,552.97			100.0%

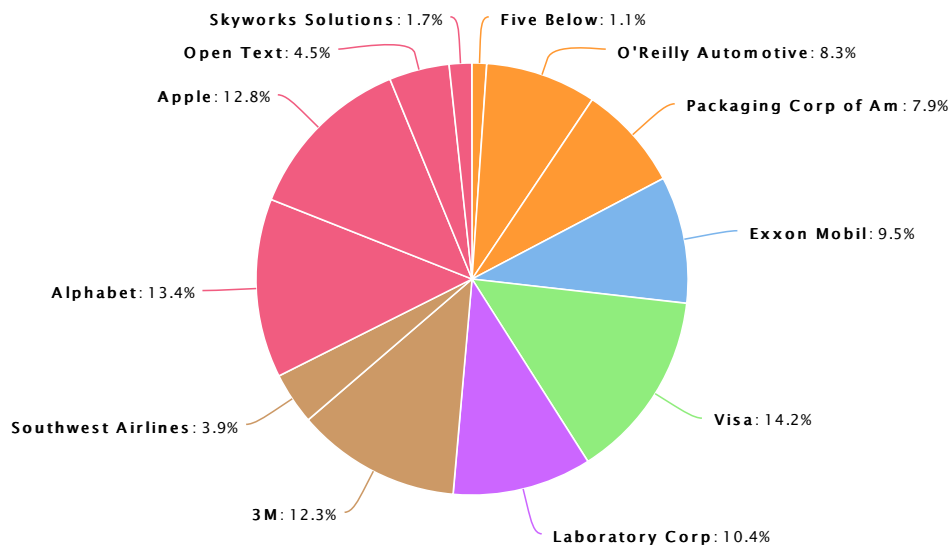
Sectors



Industries



Companies



Sectors not represented

Basic Materials
 Communication Services
 Consumer Defensive
 Real Estate
 Utilities

Company Size Diversification Report**Study data**

Size	Security	Last FY Sales (Millions)	Market Value (Security)	% of Portfolio (Security)	% of Portfolio (Size)
Small					0%
Medium					23.4%
	Five Below	1,000.41	\$1,724.50	1.1%	
	O'Reilly Automotive	8,977.73	\$13,618.55	8.3%	
	Open Text	2,291.06	\$7,336.48	4.5%	
	Packaging Corp of Am	6,444.90	\$12,874.36	7.9%	
	Skyworks Solutions	3,651.40	\$2,793.39	1.7%	
Large					76.6%
	3M	31,657.00	\$20,059.04	12.3%	
	Alphabet	110,855.00	\$11,006.74	6.7%	
	Alphabet	110,855.00	\$10,958.00	6.7%	
	Apple	229,234.00	\$20,928.21	12.8%	
	Exxon Mobil	244,363.00	\$15,615.15	9.5%	
	Laboratory Corp	10,441.40	\$17,050.00	10.4%	
	Southwest Airlines	21,171.00	\$6,302.72	3.9%	
	Visa	18,358.00	\$23,285.85	14.2%	
Total			\$163,552.97	100.0%	100.0%

Company Size Diversification Chart

