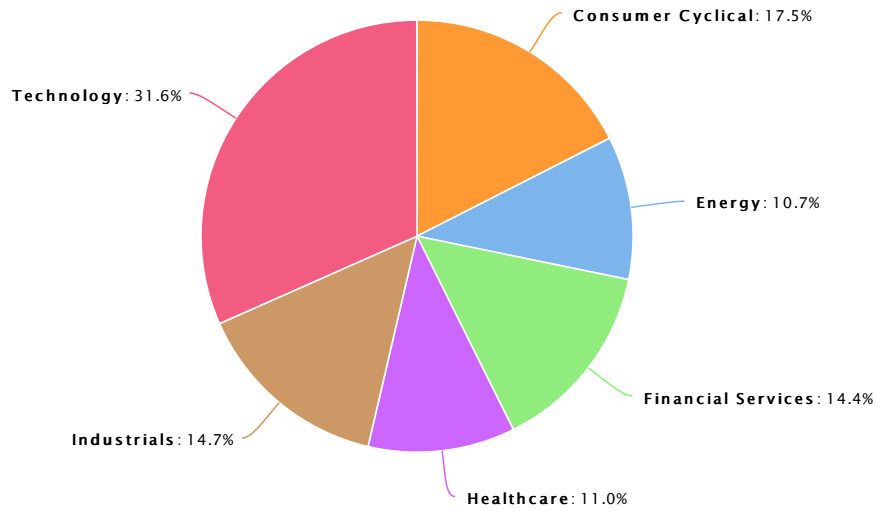


Sector & Industry Diversification Report

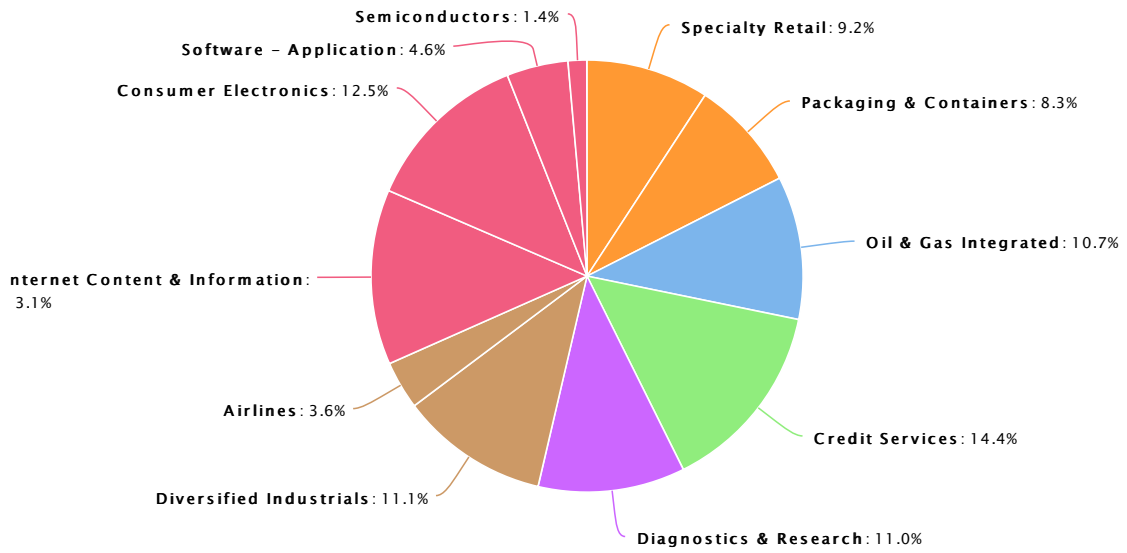
Study data

Sector	Industry	Security	Market Value (Security)	% of Portfolio (Security)	% of Portfolio (Industry)	% of Portfolio (Sector)
Consumer Cyclical						17.5%
	<i>Specialty Retail</i>				9.2%	
		Five Below	\$1,816.25	1.2%		
		O'Reilly Automotive	\$12,521.85	8.0%		
	<i>Packaging & Containers</i>				8.3%	
		Packaging Corp of Am	\$13,029.06	8.3%		
Energy						10.7%
	<i>Oil & Gas Integrated</i>				10.7%	
		Exxon Mobil	\$16,778.00	10.7%		
Financial Services						14.4%
	<i>Credit Services</i>				14.4%	
		Visa	\$22,596.09	14.4%		
Healthcare						11.0%
	<i>Diagnostics & Research</i>				11.0%	
		Laboratory Corp	\$17,271.00	11.0%		
Industrials						14.7%
	<i>Diversified Industrials</i>				11.1%	
		3M	\$17,342.63	11.1%		
	<i>Airlines</i>				3.6%	
		Southwest Airlines	\$5,590.30	3.6%		
Technology						31.6%
	<i>Internet Content & Information</i>				13.1%	
		Alphabet	\$10,239.37	6.5%		
		Alphabet	\$10,229.90	6.5%		
	<i>Consumer Electronics</i>				12.5%	
		Apple	\$19,544.06	12.5%		
	<i>Software - Application</i>				4.6%	
		Open Text	\$7,194.80	4.6%		
	<i>Semiconductors</i>				1.4%	
		Skyworks Solutions	\$2,248.90	1.4%		
		Total	\$156,402.20			100.0%

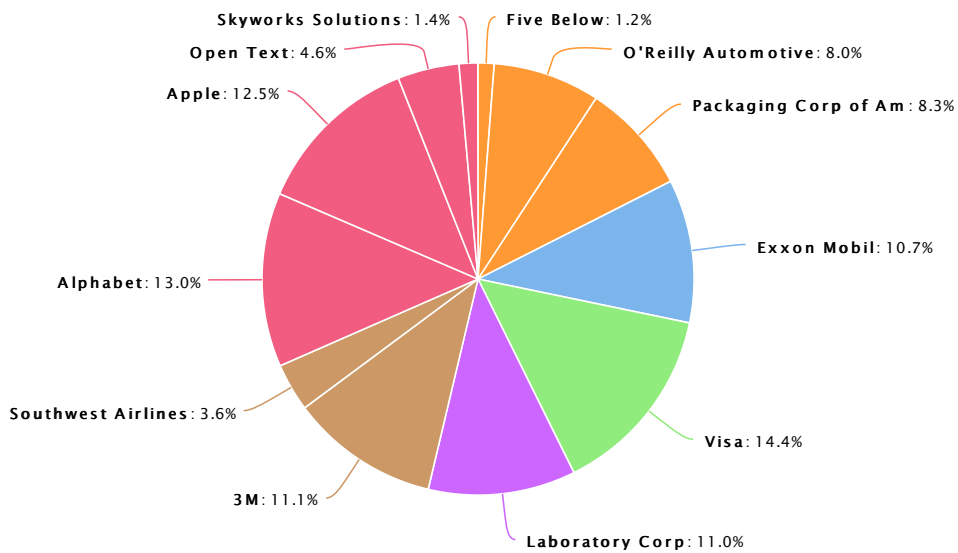
Sectors



Industries



Companies



Sectors not represented

Basic Materials
 Communication Services
 Consumer Defensive
 Real Estate
 Utilities

Company Size Diversification Report**Study data**

Size	Security	Last FY Sales (Millions)	Market Value (Security)	% of Portfolio (Security)	% of Portfolio (Size)
Small					0%
Medium					23.5%
	Five Below	1,278.21	\$1,816.25	1.2%	
	O'Reilly Automotive	8,977.73	\$12,521.85	8.0%	
	Open Text	2,291.06	\$7,194.80	4.6%	
	Packaging Corp of Am	6,444.90	\$13,029.06	8.3%	
	Skyworks Solutions	3,651.40	\$2,248.90	1.4%	
Large					76.5%
	3M	31,657.00	\$17,342.63	11.1%	
	Alphabet	110,855.00	\$10,239.37	6.5%	
	Alphabet	110,855.00	\$10,229.90	6.5%	
	Apple	229,234.00	\$19,544.06	12.5%	
	Exxon Mobil	237,162.00	\$16,778.00	10.7%	
	Laboratory Corp	10,441.40	\$17,271.00	11.0%	
	Southwest Airlines	21,171.00	\$5,590.30	3.6%	
	Visa	18,358.00	\$22,596.09	14.4%	
Total			\$156,402.20	100.0%	100.0%

Company Size Diversification Chart

