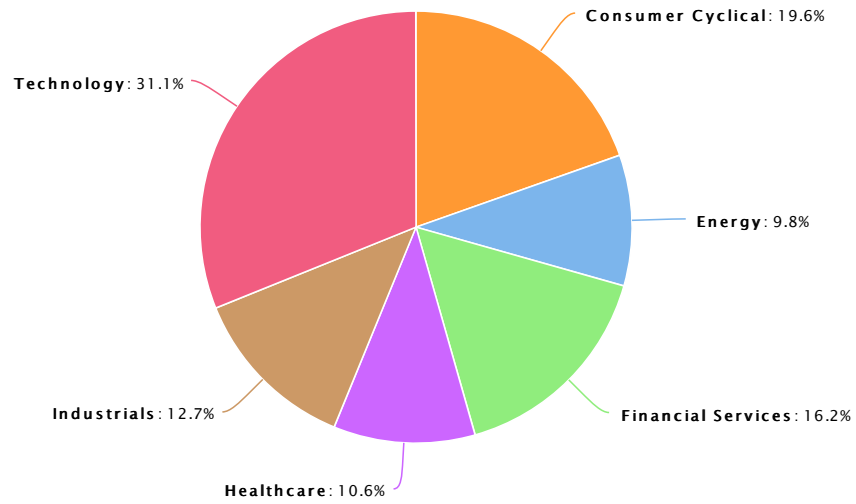


Sector & Industry Diversification Report

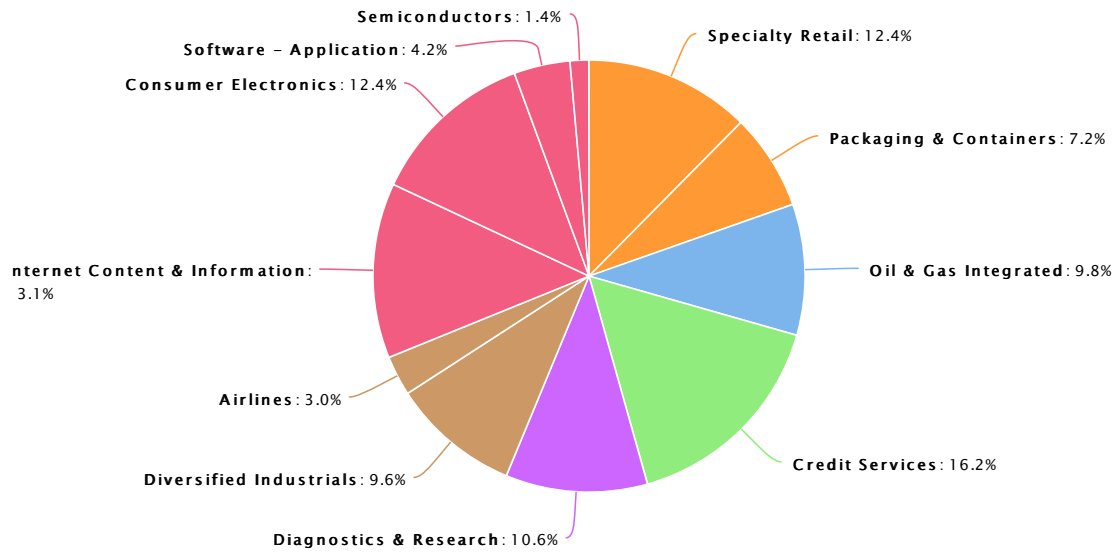
Study data

Sector	Industry	Security	Market Value (Security)	% of Portfolio (Security)	% of Portfolio (Industry)	% of Portfolio (Sector)
Consumer Cyclical						19.6%
	<i>Specialty Retail</i>				<i>12.4%</i>	
		Five Below	\$2,463.00	1.4%		
		O'Reilly Automotive	\$15,738.80	8.8%		
		Tractor Supply	\$3,858.48	2.2%		
	<i>Packaging & Containers</i>				<i>7.2%</i>	
		Packaging Corp of Am	\$12,738.44	7.2%		
Energy						9.8%
	<i>Oil & Gas Integrated</i>				<i>9.8%</i>	
		Exxon Mobil	\$17,514.85	9.8%		
Financial Services						16.2%
	<i>Credit Services</i>				<i>16.2%</i>	
		Alliance Data System	\$3,549.30	2.0%		
		Visa	\$25,272.74	14.2%		
Healthcare						10.6%
	<i>Diagnostics & Research</i>				<i>10.6%</i>	
		Laboratory Corp	\$18,913.00	10.6%		
Industrials						12.7%
	<i>Diversified Industrials</i>				<i>9.6%</i>	
		3M	\$17,138.53	9.6%		
	<i>Airlines</i>				<i>3.0%</i>	
		Southwest Airlines	\$5,390.91	3.0%		
Technology						31.1%
	<i>Internet Content & Information</i>				<i>13.1%</i>	
		Alphabet	\$11,586.00	6.5%		
		Alphabet	\$11,692.90	6.6%		
	<i>Consumer Electronics</i>				<i>12.4%</i>	
		Apple	\$22,084.26	12.4%		
	<i>Software - Application</i>				<i>4.2%</i>	
		Open Text	\$7,390.11	4.2%		
	<i>Semiconductors</i>				<i>1.4%</i>	
		Skyworks Solutions	\$2,523.96	1.4%		
		Total	\$177,855.28			100.0%

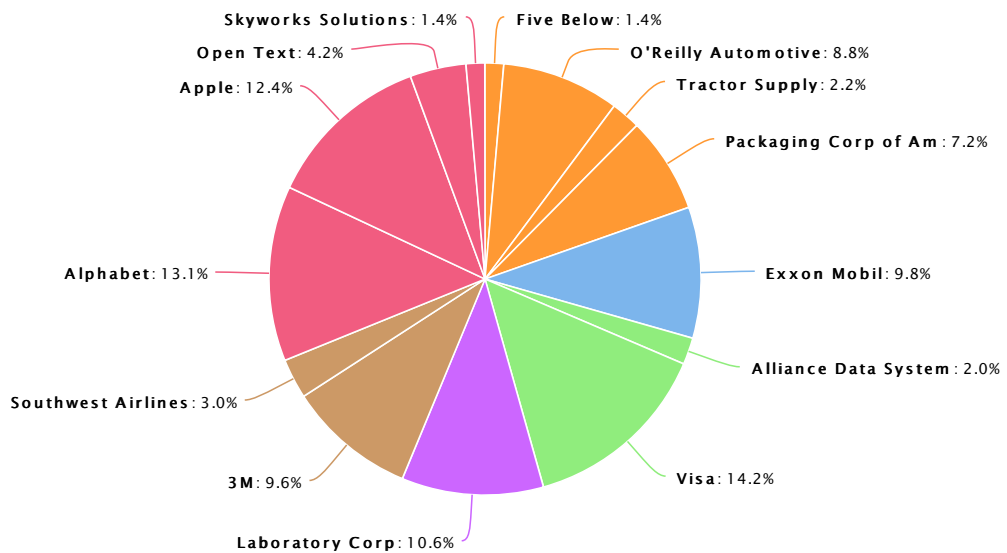
Sectors



Industries



Companies



Sectors not represented

Basic Materials
 Communication Services
 Consumer Defensive
 Real Estate
 Utilities

Company Size Diversification Report**Study data**

Size	Security	Last FY Sales (Millions)	Market Value (Security)	% of Portfolio (Security)	% of Portfolio (Size)
Small					0%
Medium					27.1%
	Alliance Data System	7,719.40	\$3,549.30	2.0%	
	Five Below	1,278.21	\$2,463.00	1.4%	
	O'Reilly Automotive	8,977.73	\$15,738.80	8.8%	
	Open Text	2,291.06	\$7,390.11	4.2%	
	Packaging Corp of Am	6,444.90	\$12,738.44	7.2%	
	Skyworks Solutions	3,651.40	\$2,523.96	1.4%	
	Tractor Supply	7,256.38	\$3,858.48	2.2%	
Large					72.9%
	3M	31,657.00	\$17,138.53	9.6%	
	Alphabet	110,855.00	\$11,586.00	6.5%	
	Alphabet	110,855.00	\$11,692.90	6.6%	
	Apple	229,234.00	\$22,084.26	12.4%	
	Exxon Mobil	237,162.00	\$17,514.85	9.8%	
	Laboratory Corp	10,441.40	\$18,913.00	10.6%	
	Southwest Airlines	21,171.00	\$5,390.91	3.0%	
	Visa	18,358.00	\$25,272.74	14.2%	
	Total		\$177,855.28	100.0%	100.0%

Company Size Diversification Chart

