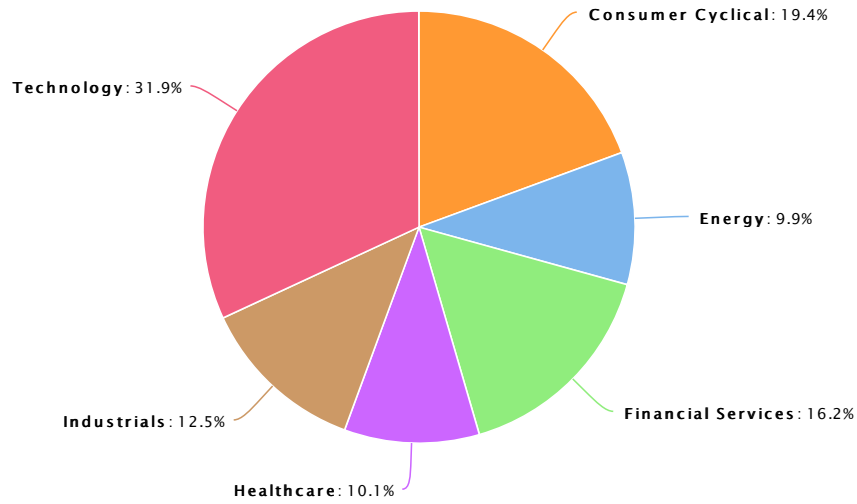


Sector & Industry Diversification Report

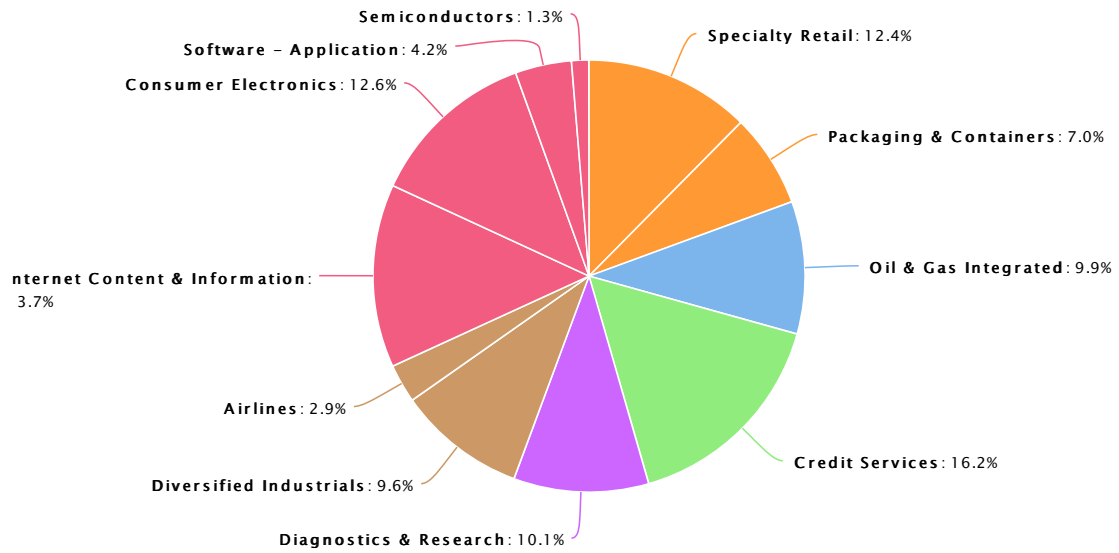
Study data

Sector	Industry	Security	Market Value (Security)	% of Portfolio (Security)	% of Portfolio (Industry)	% of Portfolio (Sector)
Consumer Cyclical						19.4%
	<i>Specialty Retail</i>				<i>12.4%</i>	
		Five Below	\$2,465.50	1.3%		
		O'Reilly Automotive	\$16,178.25	8.9%		
		Tractor Supply	\$3,933.29	2.2%		
	<i>Packaging & Containers</i>				<i>7.0%</i>	
		Packaging Corp of Am	\$12,862.20	7.0%		
Energy						9.9%
	<i>Oil & Gas Integrated</i>				<i>9.9%</i>	
		Exxon Mobil	\$18,042.31	9.9%		
Financial Services						16.2%
	<i>Credit Services</i>				<i>16.2%</i>	
		Alliance Data System	\$3,487.65	1.9%		
		Visa	\$26,150.46	14.3%		
Healthcare						10.1%
	<i>Diagnostics & Research</i>				<i>10.1%</i>	
		Laboratory Corp	\$18,448.00	10.1%		
Industrials						12.5%
	<i>Diversified Industrials</i>				<i>9.6%</i>	
		3M	\$17,503.11	9.6%		
	<i>Airlines</i>				<i>2.9%</i>	
		Southwest Airlines	\$5,390.91	2.9%		
Technology						31.9%
	<i>Internet Content & Information</i>				<i>13.7%</i>	
		Alphabet	\$12,514.50	6.8%		
		Alphabet	\$12,581.50	6.9%		
	<i>Consumer Electronics</i>				<i>12.6%</i>	
		Apple	\$23,049.22	12.6%		
	<i>Software - Application</i>				<i>4.2%</i>	
		Open Text	\$7,755.69	4.2%		
	<i>Semiconductors</i>				<i>1.3%</i>	
		Skyworks Solutions	\$2,419.47	1.3%		
		Total	\$182,782.06			100.0%

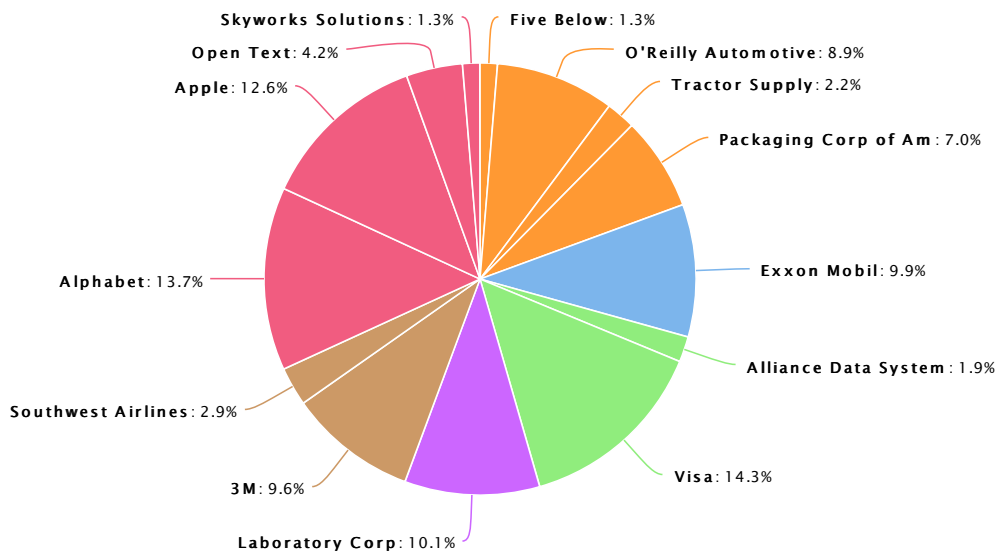
Sectors



Industries



Companies



Sectors not represented

Basic Materials
Communication Services
Consumer Defensive
Real Estate
Utilities

Company Size Diversification Report**Study data**

Size	Security	Last FY Sales (Millions)	Market Value (Security)	% of Portfolio (Security)	% of Portfolio (Size)
Small					0%
Medium					26.9%
	Alliance Data System	7,719.40	\$3,487.65	1.9%	
	Five Below	1,278.21	\$2,465.50	1.3%	
	O'Reilly Automotive	8,977.73	\$16,178.25	8.9%	
	Open Text	2,291.06	\$7,755.69	4.2%	
	Packaging Corp of Am	6,444.90	\$12,862.20	7.0%	
	Skyworks Solutions	3,651.40	\$2,419.47	1.3%	
	Tractor Supply	7,256.38	\$3,933.29	2.2%	
Large					73.1%
	3M	31,657.00	\$17,503.11	9.6%	
	Alphabet	110,855.00	\$12,514.50	6.8%	
	Alphabet	110,855.00	\$12,581.50	6.9%	
	Apple	229,234.00	\$23,049.22	12.6%	
	Exxon Mobil	237,162.00	\$18,042.31	9.9%	
	Laboratory Corp	10,441.40	\$18,448.00	10.1%	
	Southwest Airlines	21,171.00	\$5,390.91	2.9%	
	Visa	18,358.00	\$26,150.46	14.3%	
	Total		\$182,782.06	100.0%	100.0%

Company Size Diversification Chart

