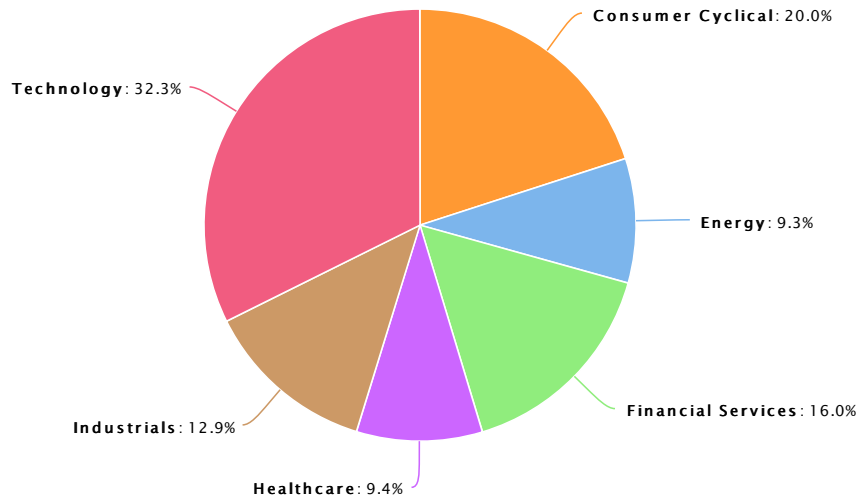


Sector & Industry Diversification Report

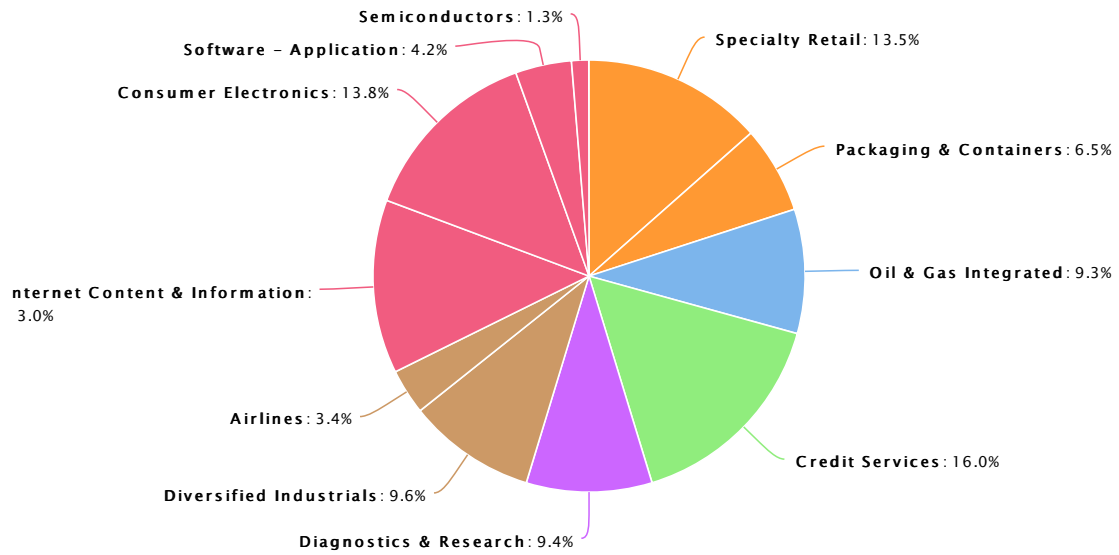
Study data

Sector	Industry	Security	Market Value (Security)	% of Portfolio (Security)	% of Portfolio (Industry)	% of Portfolio (Sector)
Consumer Cyclical						20.0%
	<i>Specialty Retail</i>				<i>13.5%</i>	
		Five Below	\$2,831.75	1.5%		
		O'Reilly Automotive	\$18,076.30	9.7%		
		Tractor Supply	\$4,350.47	2.3%		
	<i>Packaging & Containers</i>				<i>6.5%</i>	
		Packaging Corp of Am	\$12,236.77	6.5%		
Energy						9.3%
	<i>Oil & Gas Integrated</i>				<i>9.3%</i>	
		Exxon Mobil	\$17,379.39	9.3%		
Financial Services						16.0%
	<i>Credit Services</i>				<i>16.0%</i>	
		Alliance Data System	\$3,604.95	1.9%		
		Visa	\$26,399.81	14.1%		
Healthcare						9.4%
	<i>Diagnostics & Research</i>				<i>9.4%</i>	
		Laboratory Corp	\$17,658.00	9.4%		
Industrials						12.9%
	<i>Diversified Industrials</i>				<i>9.6%</i>	
		3M	\$17,933.21	9.6%		
	<i>Airlines</i>				<i>3.4%</i>	
		Southwest Airlines	\$6,294.41	3.4%		
Technology						32.3%
	<i>Internet Content & Information</i>				<i>13.0%</i>	
		Alphabet	\$12,105.90	6.5%		
		Alphabet	\$12,217.50	6.5%		
	<i>Consumer Electronics</i>				<i>13.8%</i>	
		Apple	\$25,806.00	13.8%		
	<i>Software - Application</i>				<i>4.2%</i>	
		Open Text	\$7,939.51	4.2%		
	<i>Semiconductors</i>				<i>1.3%</i>	
		Skyworks Solutions	\$2,374.91	1.3%		
		Total	\$187,208.88			100.0%

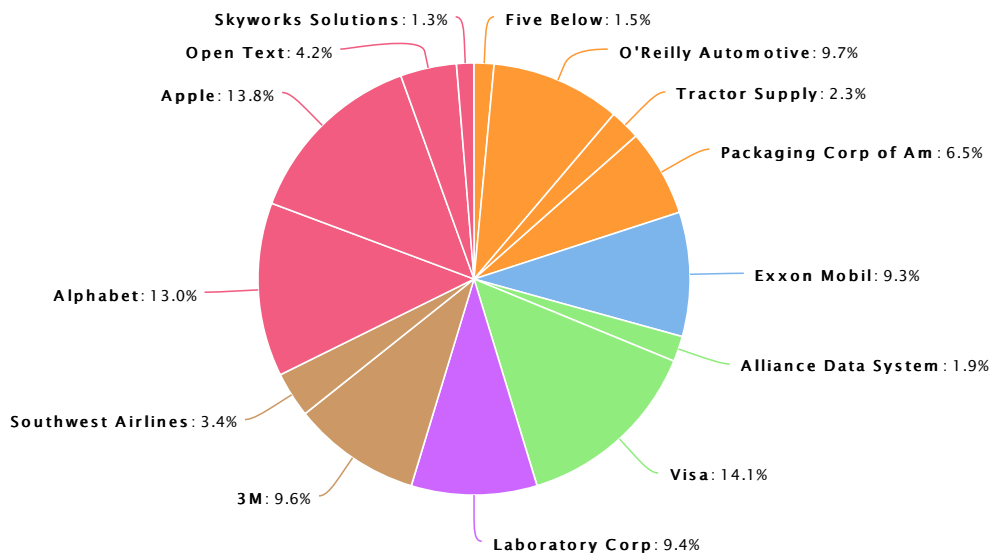
Sectors



Industries



Companies



Sectors not represented

Basic Materials
 Communication Services
 Consumer Defensive
 Real Estate
 Utilities

Company Size Diversification Report**Study data**

Size	Security	Last FY Sales (Millions)	Market Value (Security)	% of Portfolio (Security)	% of Portfolio (Size)
Small					0%
Medium					27.5%
	Alliance Data System	7,719.40	\$3,604.95	1.9%	
	Five Below	1,278.21	\$2,831.75	1.5%	
	O'Reilly Automotive	8,977.73	\$18,076.30	9.7%	
	Open Text	2,815.24	\$7,939.51	4.2%	
	Packaging Corp of Am	6,444.90	\$12,236.77	6.5%	
	Skyworks Solutions	3,651.40	\$2,374.91	1.3%	
	Tractor Supply	7,256.38	\$4,350.47	2.3%	
Large					72.5%
	3M	31,657.00	\$17,933.21	9.6%	
	Alphabet	110,855.00	\$12,105.90	6.5%	
	Alphabet	110,855.00	\$12,217.50	6.5%	
	Apple	229,234.00	\$25,806.00	13.8%	
	Exxon Mobil	237,162.00	\$17,379.39	9.3%	
	Laboratory Corp	10,441.40	\$17,658.00	9.4%	
	Southwest Airlines	21,171.00	\$6,294.41	3.4%	
	Visa	18,358.00	\$26,399.81	14.1%	
	Total		\$187,208.88	100.0%	100.0%

Company Size Diversification Chart

