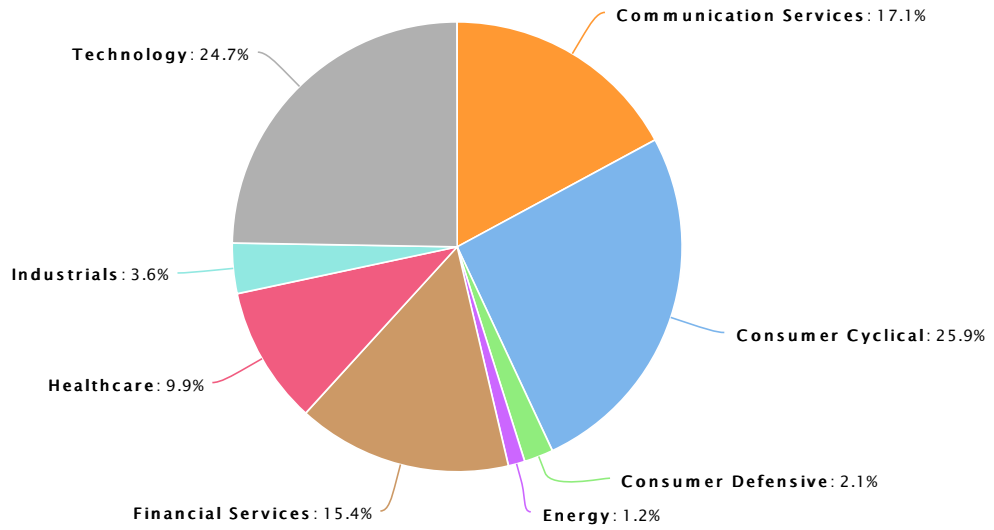


Sector & Industry Diversification Report

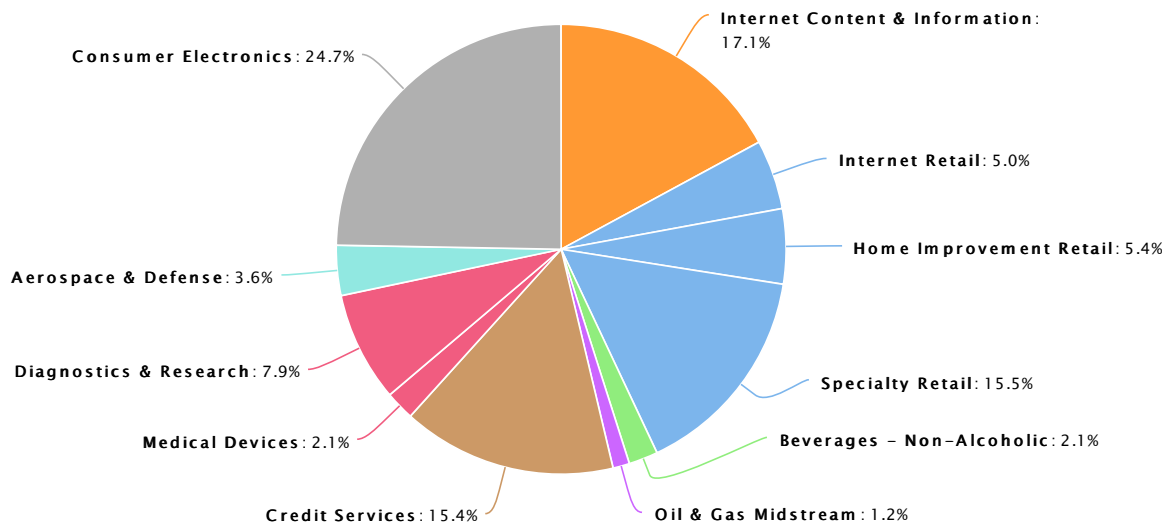
Study data

Sector	Industry	Security	Market Value (Security)	% of Portfolio (Security)	% of Portfolio (Industry)	% of Portfolio (Sector)
Communication Services						17.1%
	<i>Internet Content & Information</i>				17.1%	
		Alphabet	\$17,630.00	6.9%		
		Alphabet	\$26,357.85	10.3%		
Consumer Cyclical						25.9%
	<i>Internet Retail</i>				5.0%	
		Amazon.com	\$12,963.84	5.0%		
	<i>Home Improvement Retail</i>				5.4%	
		Home Depot	\$13,749.09	5.4%		
	<i>Specialty Retail</i>				15.5%	
		O'Reilly Automotive	\$25,023.90	9.7%		
		Tractor Supply	\$14,855.69	5.8%		
Consumer Defensive						2.1%
	<i>Beverages - Non-Alcoholic</i>				2.1%	
		Monster Beverage	\$5,388.00	2.1%		
Energy						1.2%
	<i>Oil & Gas Midstream</i>				1.2%	
		Kinder Morgan	\$3,139.00	1.2%		
Financial Services						15.4%
	<i>Credit Services</i>				15.4%	
		Visa	\$39,571.30	15.4%		
Healthcare						9.9%
	<i>Medical Devices</i>				2.1%	
		Abbott Laboratories	\$5,367.00	2.1%		
	<i>Diagnostics & Research</i>				7.9%	
		Laboratory Corp	\$20,197.00	7.9%		
Industrials						3.6%
	<i>Aerospace & Defense</i>				3.6%	
		Lockheed Martin	\$9,218.82	3.6%		
Technology						24.7%
	<i>Consumer Electronics</i>				24.7%	
		Apple	\$63,521.57	24.7%		
		Total	\$256,983.06			100.0%

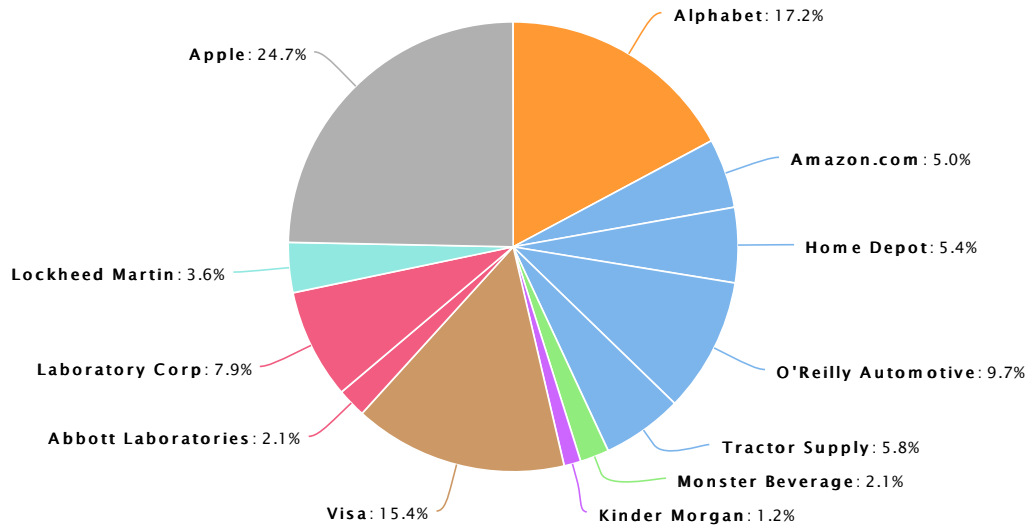
Sectors



Industries



Companies



Sectors not represented

- Basic Materials
- Real Estate
- Utilities

Company Size Diversification Report

Study data

Size	Security	Last FY Sales (Millions)	Market Value (Security)	% of Portfolio (Security)	% of Portfolio (Size)
Small - <\$1B in Sales					0%
Medium - \$1B to \$10B in Sales					7.9%
	Monster Beverage	4,200.82	\$5,388.00	2.1%	
	Tractor Supply	8,351.93	\$14,855.69	5.8%	
Large - >\$10B in Sales					92.1%
	Abbott Laboratories	31,904.00	\$5,367.00	2.1%	
	Alphabet	161,857.00	\$17,630.00	6.9%	
	Alphabet	161,857.00	\$26,357.85	10.3%	
	Amazon.com	280,522.00	\$12,963.84	5.0%	
	Apple	274,515.00	\$63,521.57	24.7%	
	Home Depot	110,225.00	\$13,749.09	5.4%	
	Kindr Morgan	13,209.00	\$3,139.00	1.2%	
	Laboratory Corp	11,554.80	\$20,197.00	7.9%	
	Lockheed Martin	59,812.00	\$9,218.82	3.6%	
	O'Reilly Automotive	10,149.99	\$25,023.90	9.7%	
	Visa	21,846.00	\$39,571.30	15.4%	
Total			\$256,983.06	100.0%	100.0%

Company Size Diversification Chart

