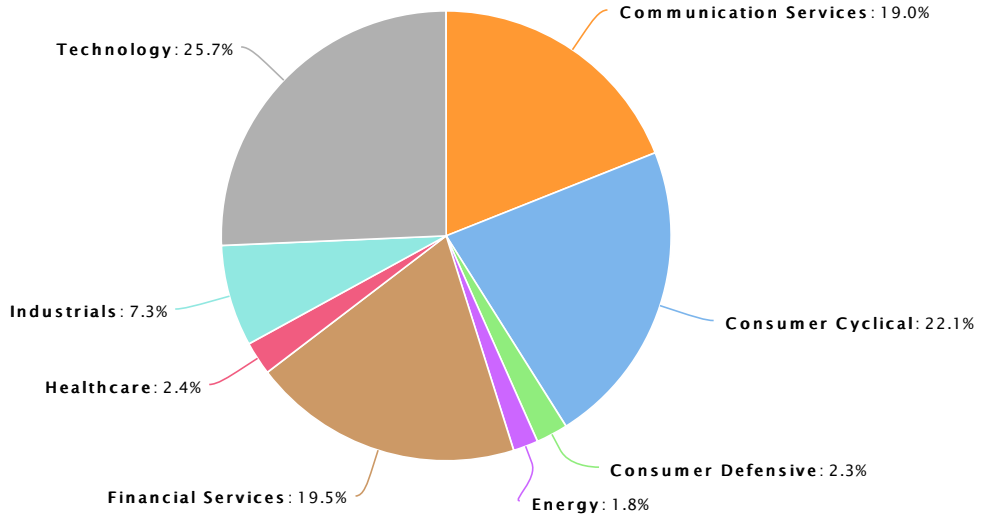


Sector & Industry Diversification Report

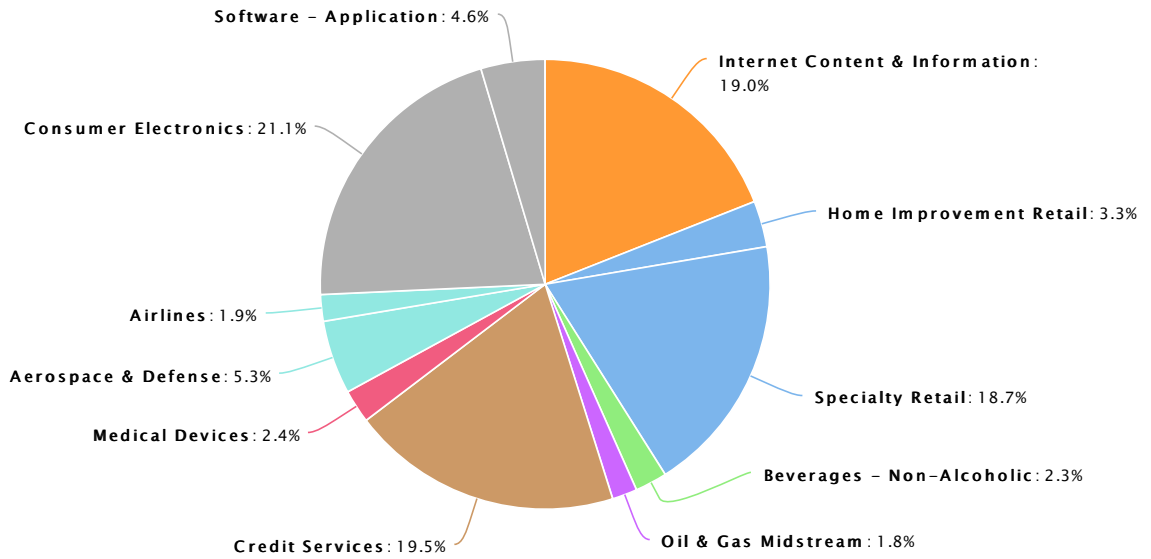
Study data

Sector	Industry	Security	Market Value (Security)	% of Portfolio (Security)	% of Portfolio (Industry)	% of Portfolio (Sector)
Communication Services						19.0%
	<i>Internet Content & Information</i>				19.0%	
		Alphabet	\$21,267.60	11.4%		
		Alphabet	\$14,202.80	7.6%		
Consumer Cyclical						22.1%
	<i>Home Improvement Retail</i>				3.3%	
		Home Depot	\$6,184.00	3.3%		
	<i>Specialty Retail</i>				18.7%	
		O'Reilly Automotive	\$22,840.40	12.2%		
		Tractor Supply	\$12,171.45	6.5%		
Consumer Defensive						2.3%
	<i>Beverages - Non-Alcoholic</i>				2.3%	
		Monster Beverage	\$4,236.00	2.3%		
Energy						1.8%
	<i>Oil & Gas Midstream</i>				1.8%	
		Kinder Morgan	\$3,305.79	1.8%		
Financial Services						19.5%
	<i>Credit Services</i>				19.5%	
		Visa	\$36,408.66	19.5%		
Healthcare						2.4%
	<i>Medical Devices</i>				2.4%	
		Abbott Laboratories	\$4,538.00	2.4%		
Industrials						7.3%
	<i>Aerospace & Defense</i>				5.3%	
		Lockheed Martin	\$9,989.16	5.3%		
	<i>Airlines</i>				1.9%	
		Southwest Airlines	\$3,578.02	1.9%		
Technology						25.7%
	<i>Consumer Electronics</i>				21.1%	
		Apple	\$39,445.64	21.1%		
	<i>Software - Application</i>				4.6%	
		Open Text	\$8,630.52	4.6%		
		Total	\$186,798.04			100.0%

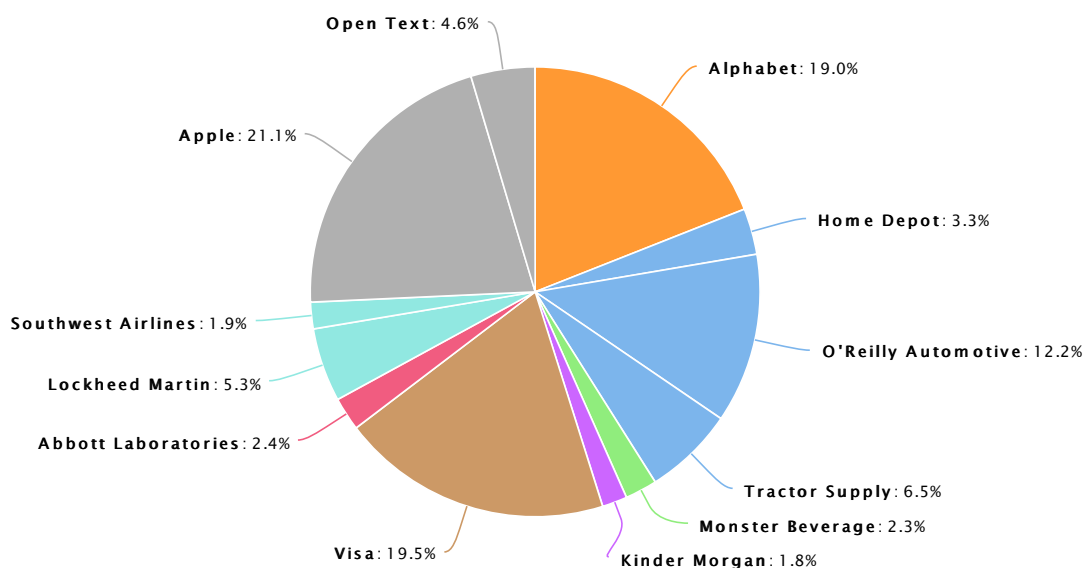
Sectors



Industries



Companies



Sectors not represented

- Basic Materials
- Real Estate
- Utilities

Company Size Diversification Report

Study data

Size	Security	Last FY Sales (Millions)	Market Value (Security)	% of Portfolio (Security)	% of Portfolio (Size)
Small - <\$1B in Sales					0%
Medium - \$1B to \$10B in Sales					13.4%
	Monster Beverage	4,200.82	\$4,236.00	2.3%	
	Open Text	2,868.76	\$8,630.52	4.6%	
	Tractor Supply	8,351.93	\$12,171.45	6.5%	
Large - >\$10B in Sales					86.6%
	Abbott Laboratories	31,904.00	\$4,538.00	2.4%	
	Alphabet	161,857.00	\$21,267.60	11.4%	
	Alphabet	161,857.00	\$14,202.80	7.6%	
	Apple	260,174.00	\$39,445.64	21.1%	
	Home Depot	110,225.00	\$6,184.00	3.3%	
	Kindr Morgan	13,209.00	\$3,305.79	1.8%	
	Lockheed Martin	59,812.00	\$9,989.16	5.3%	
	O'Reilly Automotive	10,149.99	\$22,840.40	12.2%	
	Southwest Airlines	22,428.00	\$3,578.02	1.9%	
	Visa	22,977.00	\$36,408.66	19.5%	
Total			\$186,798.04	100.0%	100.0%

Company Size Diversification Chart

