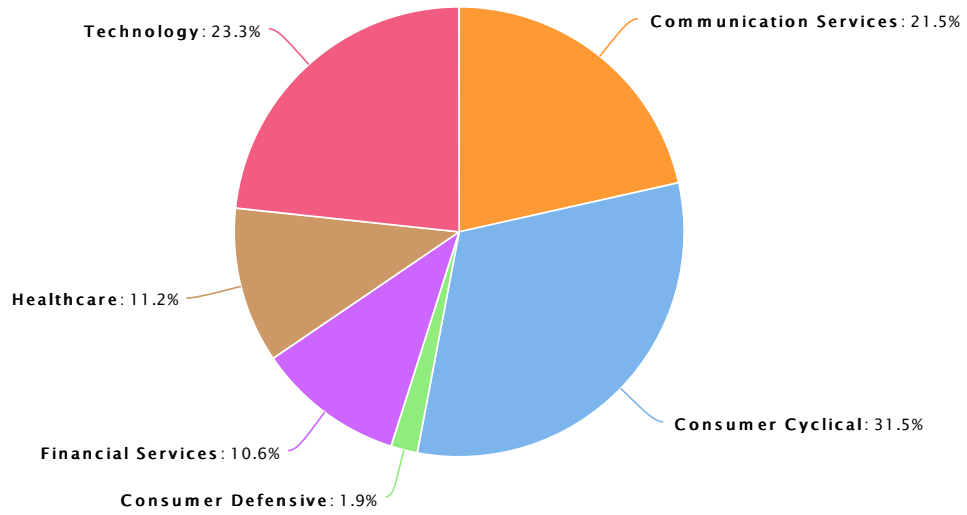


Sector & Industry Diversification Report

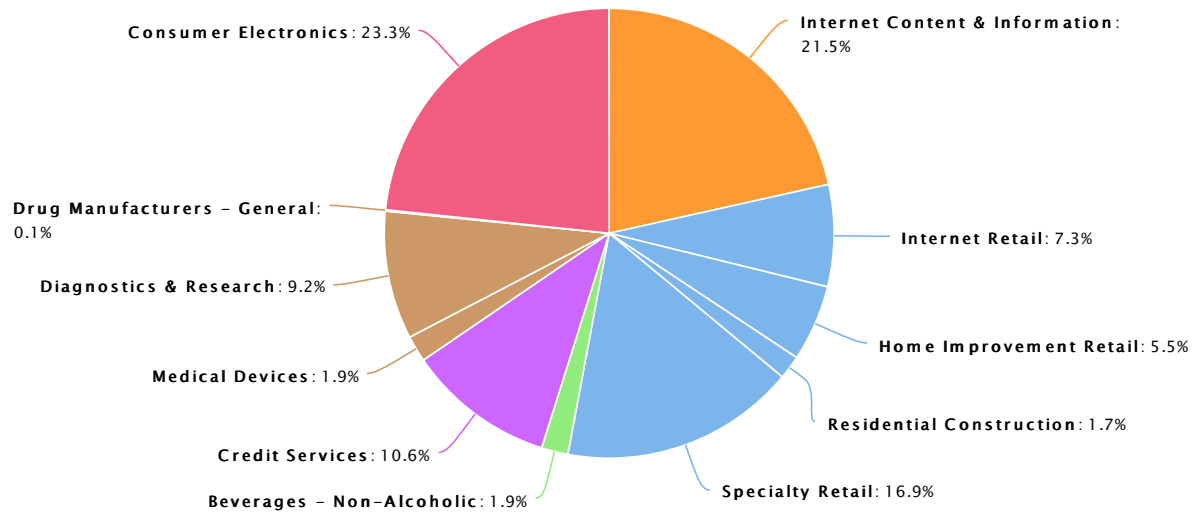
Study data

Sector	Industry	Security	Market Value (Security)	% of Portfolio (Security)	% of Portfolio (Industry)	% of Portfolio (Sector)
Communication Services						21.5%
	<i>Internet Content & Information</i>				21.5%	
		Alphabet	\$25,292.30	8.8%		
		Alphabet	\$36,638.10	12.7%		
Consumer Cyclical						31.5%
	<i>Internet Retail</i>				7.3%	
		Amazon.com	\$21,022.92	7.3%		
	<i>Home Improvement Retail</i>				5.5%	
		Home Depot	\$15,895.17	5.5%		
	<i>Residential Construction</i>				1.7%	
		Lennar	\$4,849.00	1.7%		
	<i>Specialty Retail</i>				16.9%	
		O'Reilly Automotive	\$30,241.75	10.5%		
		Tractor Supply	\$18,486.44	6.4%		
Consumer Defensive						1.9%
	<i>Beverages - Non-Alcoholic</i>				1.9%	
		Monster Beverage	\$5,418.60	1.9%		
Financial Services						10.6%
	<i>Credit Services</i>				10.6%	
		Visa	\$30,508.40	10.6%		
Healthcare						11.2%
	<i>Medical Devices</i>				1.9%	
		Abbott Laboratories	\$5,542.00	1.9%		
	<i>Diagnostics & Research</i>				9.2%	
		Laboratory Corp	\$26,385.00	9.2%		
	<i>Drug Manufacturers - General</i>				0.1%	
		Pfizer	\$390.50	0.1%		
Technology						23.3%
	<i>Consumer Electronics</i>				23.3%	
		Apple	\$66,850.00	23.3%		
		Total	\$287,520.18			100.0%

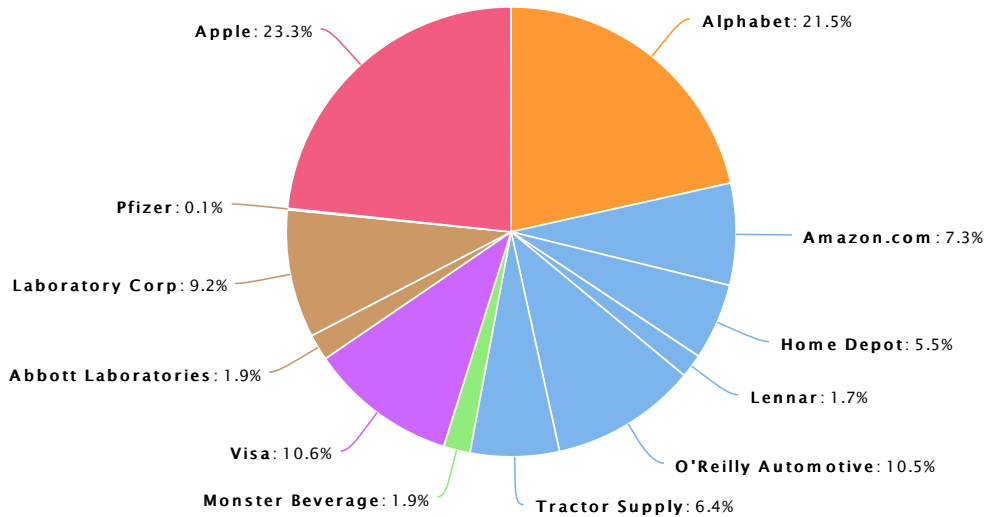
Sectors



Industries



Companies



Sectors not represented

- Basic Materials
- Energy
- Industrials
- Real Estate
- Utilities

Company Size Diversification Report

Study data

Size	Security	Last FY Sales (Millions)	Market Value (Security)	% of Portfolio (Security)	% of Portfolio (Size)
Small - <\$1B in Sales					0%
Medium - \$1B to \$10B in Sales					1.9%
	Monster Beverage	4,598.64	\$5,418.60	1.9%	
Large - >\$10B in Sales					98.1%
	Abbott Laboratories	34,608.00	\$5,542.00	1.9%	
	Alphabet	182,527.00	\$25,292.30	8.8%	
	Alphabet	182,527.00	\$36,638.10	12.7%	
	Amazon.com	386,064.00	\$21,022.92	7.3%	
	Apple	274,515.00	\$66,850.00	23.3%	
	Home Depot	132,110.00	\$15,895.17	5.5%	
	Laboratory Corp	13,978.50	\$26,385.00	9.2%	
	Lennar	22,488.85	\$4,849.00	1.7%	
	O'Reilly Automotive	11,604.49	\$30,241.75	10.5%	
	Pfizer	41,908.00	\$390.50	0.1%	
	Tractor Supply	10,620.35	\$18,486.44	6.4%	
	Visa	21,846.00	\$30,508.40	10.6%	
Total			\$287,520.18	100.0%	100.0%

Company Size Diversification Chart

